



Wenzhou Safewire Electric Co.,Ltd.

No.152 Xingguang Road, Xingguang industry zone, Liushi town, Yueqing, Wenzhou,China ,325604
Tel:0086-577-62799688; Email:info@safewirele.com;

www.safewirele.com

Wenzhou Safewire Electric CO.,Ltd.

SPECIFICATION SHEET

PRODUCT NAME: Acousto-optic delay switch

PRODUCT No. : F-QB53



ADD: 152 xingguang industrial zone, yueqing city, zhejiang province

(TEL) :0086-577-62799688

(E-mail) : info@safewirele.com

(WEB): <http://www.safewirele.com>



Wenzhou Safewire Electric Co.,Ltd.

No.152 Xingguang Road, Xingguang industry zone, Liushi town, Yueqing, Wenzhou,China ,325604
Tel:0086-577-62799688; Email:info@safewirele.com;

www.safewirele.com

USB Characteristic:

Serial No.	Parameter	Description
1	Panel Material	PC
2	Type	Acousto-optic delay switch
3	Load power	LED Lamp <40 W , Energy < 60w, Incandescent < 80w.
4	Detectable angle	360°
5	Optical sensing	<5 LUX
6	Delay time	45±5S
7	Induction voice	≥60 db
8	Working voltage	100-240v/AC 50~60Hz
9	Color	White
10	Standby power consumption	<0.1W
11	IK degree of protection	IK04
12	IP degree of protection	IP21
13	Dimension of product	80*80mm

Environmental requirements

Serial No.	Parameter	Description
1	Operating temperature	-10℃~+40℃;Operating
2	humidity	20%~90% RH
3	Storage temperature	-20℃~+85℃;storage
4	humidity	10%~95% RH
5	Resistance to pressure	≥3Kv/AC 1min
6	Isolation resistance	500v DC/100MΩ



Wenzhou Safewire Electric Co.,Ltd.

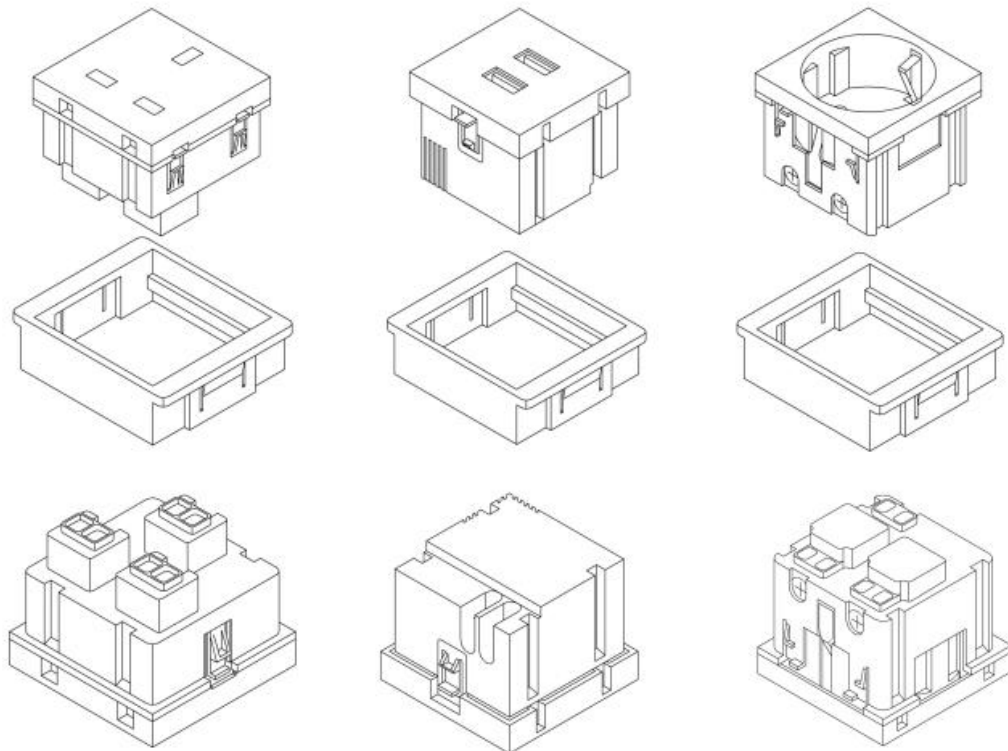
No.152 Xingguang Road, Xingguang industry zone, Liushi town, Yueqing, Wenzhou,China ,325604
Tel:0086-577-62799688; Email:info@safewirele.com;

www.safewirele.com

Product show:



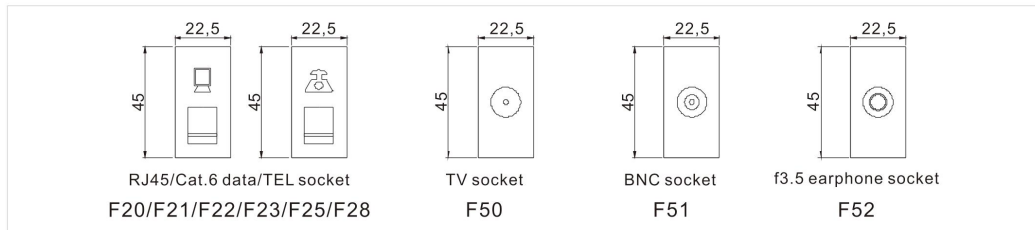
Instruction:



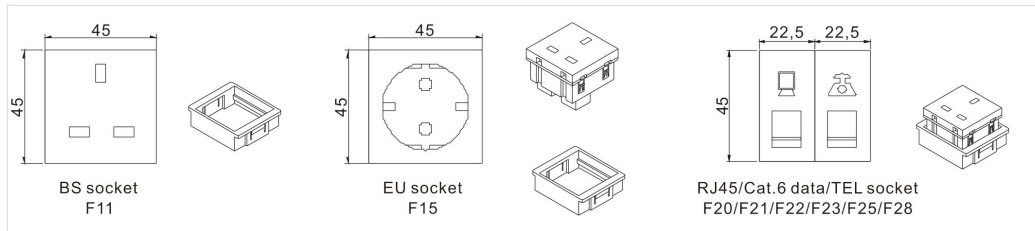
4. 45×45mm Legrand's Mosaic Series Module

Product mix

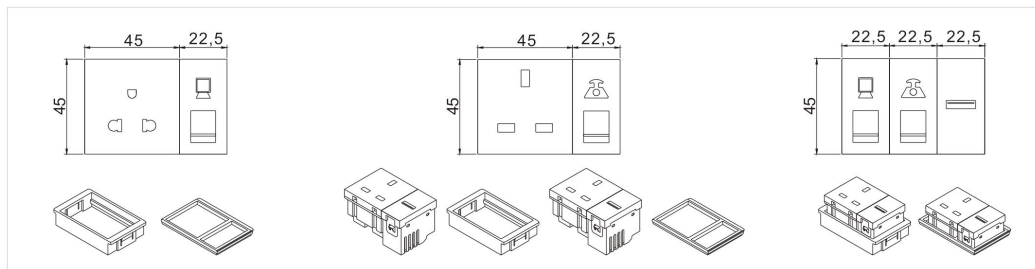
1 way



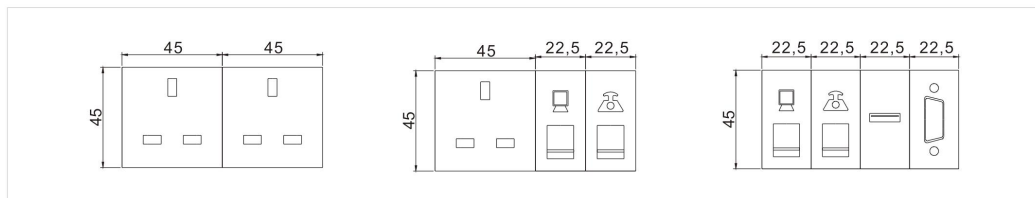
2 way



3 way



4 way





Wenzhou Safewire Electric Co.,Ltd.

No.152 Xingguang Road, Xingguang industry zone, Liushi town, Yueqing, Wenzhou,China ,325604
Tel:0086-577-62799688; Email:info@safewirele.com;

www.safewirele.com

Safety Warning:

1. This is a class I product and must be earthed.
2. For indoor use only.
- 3.This product must be installed/wired by a qualified electrician.

Attentions:

- 1.The installation of sound switch should pay attention to the selection of appropriate environment, so as to ensure the lighting effect, avoid interference by strong light .
- 2.Ensure current and voltage as rating current/voltage .DO not overload.
3. Prevent from corrosive liquid, gas (strong acid, strong alkali, paint)and humidity.
- 4.When installing the sound switch, the method of upward vertical installation is mostly used, and it is recommended to avoid the irradiation of the controlled light.